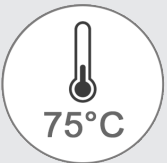


POWER WATER



PROFESSIONAL GUN WITH SWIVEL JOIN

POPTIONAL HOSE REEL

STAINLESS STEEL COVER

1.450 RPM MOTOR

TOTAL STOP DEVICE

AXA BRASS PUMP DOUBLE WATER SEALS AND COATED CERAMIC PISTON EFFICIENCY 98%

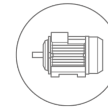
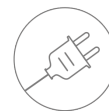
LARGE WHEELS

SELF PRIMING PUMP



TECHNICAL DATA

- AXA PUMP WITH INTERNATIONAL PATENT
- HIGH EFFICECY UP TO 98%
- DOUBLE WATER SEALS FOR HIGH TEMPERATURE
- INTEGRATED BY-PASS VALVE
- STAINLESS STEEL PLUNGERS WITH CERAMIC COATING
- STAINLESS STEEL VALVES
- SELF-PRIMING PUMP
- DRY-RUN SAFETY AND LEAKAGE RETURN SYSTEMS
- (UP TO 5 HOURS)
- LOW SPEED ELECTRIC MOTOR 1.450 RPM
- PRESSURE UP TO 200 BAR WITH A SINGLE PH. MOTOR
- (230 V. 50/50 HZ.)
- TOTAL STOP DEVICE
- ADJUSTABLE DETERGENT DEVICE
- LARGE PRESSURE GAUGE WITH RUBBER PROTECTION
- LARGE WHEELS FOR EASY TRANSPORTATION
- EASY FRONT CONNECTION
- CE APPROVED



Code	r.p.m	Pressure		Flow rate		Voltage V/ph/Hz.	Motor		Nozzle
		Bar	PSI	l./h	GPM		Hp.	Amps	
PW100.660	1.450	30÷120	1.450	660	2.9	230/1/50-60	3	10.4	0.50
PW105.720	1.450	30÷105	1.522	720	3.3	230/1/50-60	3	11.8	0.60
PW120.660	1.450	30÷120	1.740	660	2.9	230/1/50-60	3	12.1	0.45
PW130.630	1.450	30÷130	1.885	360	2.8	230/1/50-60	3	12.8	0.40
PW130.660	1.450	30÷130	1.885	660	2.9	230/1/50-60	3	13.8	0.40
PW150.600	1.450	30÷150	2.170	600	2.6	230/1/50-60	3	13.8	0.35
PW200.420	1.450	30÷200	2.900	420	1.9	230/1/50-60	3	13.8	0.20
PW160.900	1.450	30÷160	2.320	900	4.0	400/3/50-60	4	7.5	0.50
PW185.780	1.450	30÷185	2.680	780	3.0	400/3/50-60	4	7.5	0.30
PW200.660	1.450	30÷200	2.900	660	2.9	400/3/50-60	4	7.5	0.35
PW200.900	1.450	30÷200	2.900	900	4.0	400/3/50-60	5.5	9.4	0.45

EQUIPMENTS



GUN WITH SWIVEL JOIN 



MULTIREG LANCE 




FIX LANCE 



MT. 8 R1 H.P. HOSE 



ROTATING LANCE



SAND BLASTING KIT