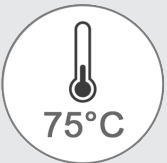


POWER GUN



EASY LIFTING

PROFESSIONAL GUN WITH SWIVEL JOIN

AXA BRASS PUMP DOUBLE WATER SEALS AND COATED CERAMIC PISTON EFFICIENCY 98%

1.450 RPM MOTOR

TOTAL STOP DEVICE

WATER TANK (OPTIONAL)

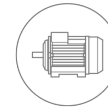
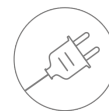
LARGE WHEELS

SELF PRIMING PUMP



TECHNICAL DATA

- AXA PUMP WITH INTERNATIONAL PATENT
- HIGH EFFICECY UP TO 98%
- DOUBLE WATER SEALS FOR HIGH TEMPERATURE
- INTEGRATED BY-PASS VALVE
- STAINLESS STEEL PLUNGERS WITH CERAMIC COATING
- STAINLESS STEEL VALVES
- SELF-PRIMING PUMP
- DRY-RUN SAFETY AND LEAKAGE RETURN SYSTEMS
- (UP TO 5 HOURS)
- LOW SPEED ELECTRIC MOTOR 1.450 RPM
- PRESSURE UP TO 200 BAR WITH A SINGLE PH. MOTOR
- (230 V. 50/50 HZ.)
- TOTAL STOP DEVICE
- WATER TANK (OPTIONAL)
- ADJUSTABLE DETERGENT DEVICE
- LARGE PRESSURE GAUGE WITH RUBBER PROTECTION
- LARGE WHEELS FOR EASY TRANSPORTATION
- EASY FRONT CONNECTION
- CE APPROVED



Code	r.p.m	Pressure		Flow rate		Voltage V/ph/Hz.	Motor		Nozzle
		Bar	PSI	l./h	GPM		Hp.	Amps	
PG100.660	1.450	30÷120	1.450	660	2.9	230/1/50-60	3	10.4	0.50
PG105.720	1.450	30÷105	1.522	720	3.3	230/1/50-60	3	11.8	0.60
PG120.660	1.450	30÷120	1.740	660	2.9	230/1/50-60	3	12.1	0.45
PG130.630	1.450	30÷130	1.885	360	2.8	230/1/50-60	3	12.8	0.40
PC130.660	1.450	30÷130	1.885	660	2.9	230/1/50-60	3	13.8	0.40
PG150.600	1.450	30÷150	2.170	600	2.6	230/1/50-60	3	13.8	0.35
PG200.420	1.450	30÷200	2.900	420	1.9	230/1/50-60	3	13.8	0.20
PG160.900	1.450	30÷160	2.320	900	4.0	400/3/50-60	4	7.5	0.50
PG185.780	1.450	30÷185	2.680	780	3.0	400/3/50-60	4	7.5	0.30
PG200.660	1.450	30÷200	2.900	660	2.9	400/3/50-60	4	7.5	0.35
PG200.900	1.450	30÷200	2.900	900	4.0	400/3/50-60	5.5	9.4	0.45

EQUIPMENTS



GUN WITH SWIVEL JOIN 



MULTIREG LANCE 




FIX LANCE 



MT. 8 R1 H.P. HOSE 



ROTATING LANCE



SAND BLASTING KIT